

FEEDBACK SYSTEM

Session 2022-23

IQAC has made it a tradition to mandatorily collect feedback from students, alumni, parents, and teachers in each session through structured feedback online forms. The task is completed via Feedback Committee. During the session, the committee distributes and collects the online filled feedback forms and submits it to IQAC. Then, IQAC analyses and interprets the data and strives for taking further actions as per feedback report.

Objective: The objective of taking feedback is to determine the satisfaction levels of various stakeholders of the college and identifies scope for further improvement.

Methodology

- ♣ Collection of Data: The feedback is collected manually by circulating the feedback forms.
- ♣ Sampling: Efforts are being made to collect data through extensive sampling. Yet in some cases, it becomes difficult to approach to each student, alumni, and/or parents. So, a set of criteria is established for taking sample.
 - ✓ Students: It is being assured that at least 50% of college students fill the feedback forms. Equal representation is given to all streams and proportionate stratified sampling is used for collecting feedback from students.
 - ✓ Alumni: It is again assured that at least 50% of the outgoing students in each session fill the feedback forms from all streams.
 - ✓ Parents: Often, students are handed over the forms so that they get it filled from their parents and submit. However, accidental sampling method is also used and the parents who visit the college for fees and other purposes are requested to fill the form. Sample criteria of 50% is again followed here.
 - ✓ Teachers: All the teachers fill the feedback forms in each and every session.

Analysis and Interpretation:

The data is analyzed through percentages. Charts and diagrams are prepared for easy understanding by using Microsoft Excel.

Meetings and Action Taken Report:

Based on the analysis, IQAC in consultation with principal, calls for meetings to discuss raised issues and suggestions. Necessary actions to be taken are decided accordingly. Likewise, action taken report is prepared.

Circulation of Action Taken Report:

The action taken report is circulated among the staff members through IQAC. Action taken report acts as a plan for the next academic year. Staff meetings and other committee meetings are then held to execute and implement the action plan.

- From the next part, analysis of feedback forms for Students, Alumni, Employee, and Teachers respectively are presented with appropriate explanations. At the end, action taken report is shown.

A. STUDENT'S FEEDBACK ANALYSIS

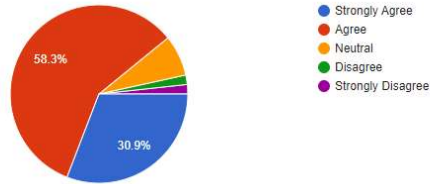
In students' Feedback Form, ten questions were asked in the form of responses and response anchors were divided into five categories:

(1) Strongly Agree (2) Agree (3) Neutral (4) Disagree and (5) Strongly Disagree. One open questions for suggestions and most likings about the college. For the purpose that students' can freely give their opinions name Below a sample of filled feedback form has been shown. The percentages of responses have been shown and are presented through graphs

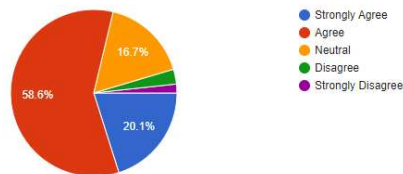
TABLE		PERCENTAGE OF STUDENTS RESPONSES				
S.N	STATEMENTS	1	2	3	4	5
1	The syllabus is career oriented	30.9	58.3	7.4	1.7	1.7
2	The quantum of the syllabus is in proportion with the time frame	20.1	58.6	16.7	16.7	1.7
3	The assessment methods are appropriate in relation to the course	19.4	62.3	15.4	15.4	2.3
4	The curriculum is designed to enhance employability	25.1	56.0	13.1	3.4	2.3
5	There is sufficient availability of books and reading materials prescribed in syllabus	24.0	54.9	14.9	3.4	2.9
6	Curriculum delivery is oriented towards life skills	20.6	56.6	17.1	2.9	2.9
7	The course inspired me to pursue Higher studies / Research work	27.6	51.7	17.2	2.3	1.1
8	The syllabus enable to improve ability to formulate/ analyse/ solve problems	20.0	57.7	17.1	3.4	1.7
9	The syllabus helped me with necessary knowledge to meet company/Industry requirements	21.3	56.3	14.9	5.2	2.3
10	Certificate / Add-on / life skill programmes supplement the curriculum	23.0	55.7	17.8	1.7	1.7

PRESENTATION OF PERCENTAGE RESPONSES THROUGH GRAPHS AND THEIR EXPLANATIONS

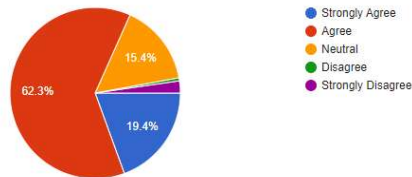
1. The syllabus is career oriented



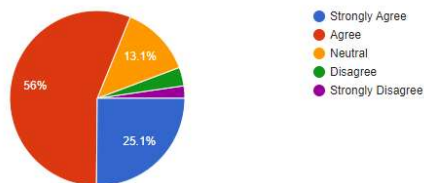
2. The quantum of the syllabus is in proportion with the time frame



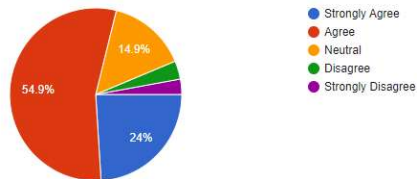
3. The assessment methods are appropriate in relation to the course



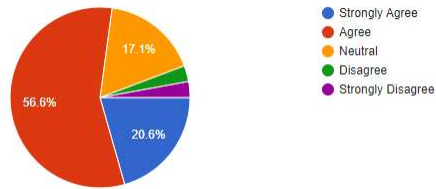
4. The curriculum is designed to enhance employability



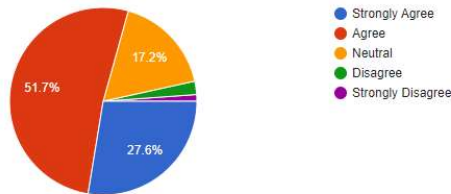
5. There is sufficient availability of books and reading materials prescribed in syllabus



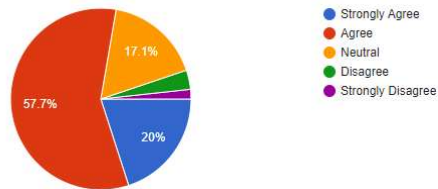
6. Curriculum delivery is oriented towards life skills



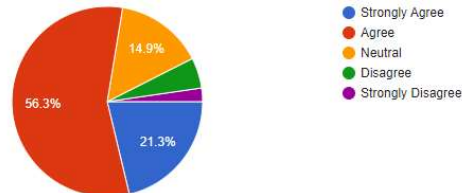
7. The course inspired me to pursue Higher studies / Research work



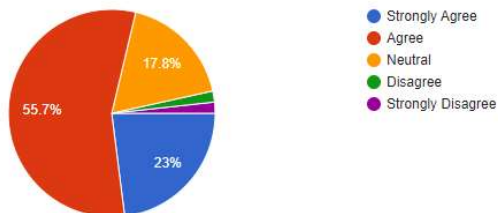
8. The syllabus enable to improve ability to formulate/ analyse/ solve problems



9. The syllabus helped me with necessary knowledge to meet company/Industry requirements



10. Certificate / Add-on / life skill programmes supplement the curriculum



B. ALUMNI FEEDBACK ANALYSIS

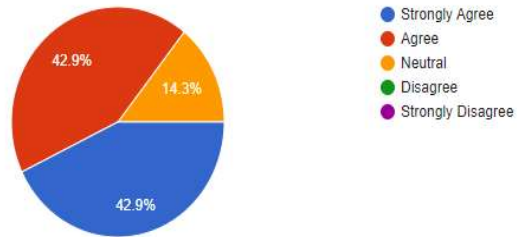
In Alumni Feedback Form, ten questions were asked in the form of responses and response anchors were divided into five categories:

(1) Strongly Agree (2) Agree (3) Neutral (4) Disagree and (5) Strongly Disagree. One open questions for suggestions and most likings about the college. For the purpose that Alumni' can freely give their opinions name. Below a sample of filled feedback form has been shown. The percentages of responses have been shown and are presented through graphs

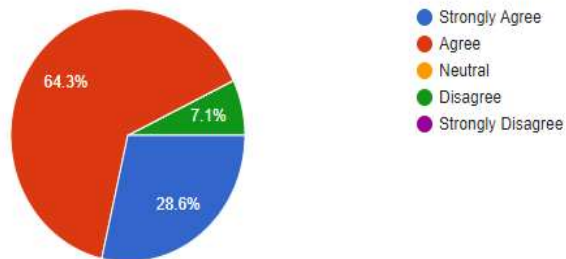
TABLE PERCENTAGE OF ALUMNI RESPONSES						
S.NO	STATEMENTS	1	2	3	4	5
1	Syllabus is need based	42.9	42.9	14.3	-	-
2	Course content is interesting	28.6	64.3	-	7.1	-
3	The course curriculum had fulfilled my expectations	28.6	64.3	7.1	-	-
4	Awareness is provided on career option in the college	35.7	57.1	7.1	-	-
5	Academic flexibility in terms of course combination is offered in the college	21.4	78.6	-	-	-
6	Usage of information communication technology (ICT) for teaching and learning is effective	35.7	50.0	14.3	-	-
7	The curriculum helped my career enhancement	35.7	50.0	14.3	-	-
8	Awareness on issues relevant to professional ethics, gender, human values, environment and the sustainability as provided effective through syllabi	28.6	64.3	7.1	-	-
9	Curriculum that i have chosen helped me to enrich my life skill	28.6	50.0	21.4	-	-
10	Academic programs in the college have helped in participating global employment markets	31.7	50.0	14.3	-	-

PRESENTATION OF PERCENTAGE RESPONSES THROUGH GRAPHS AND THEIR EXPLANATIONS

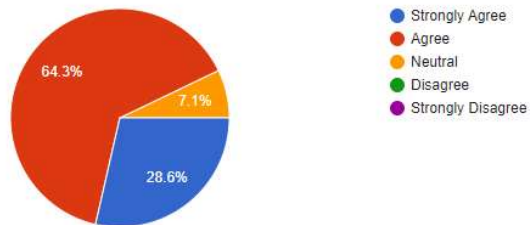
1. Syllabus is need based



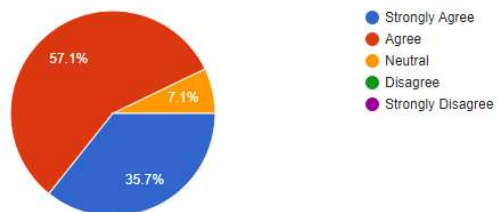
2. Course content is interesting



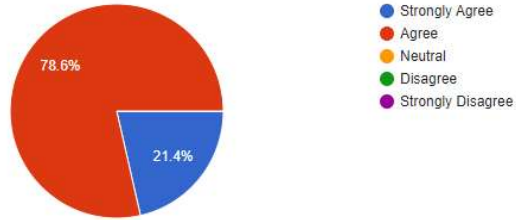
3. The course curriculum had fulfilled my expectations



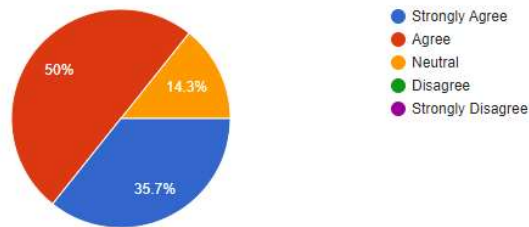
4. Awareness is provided on career option in the college



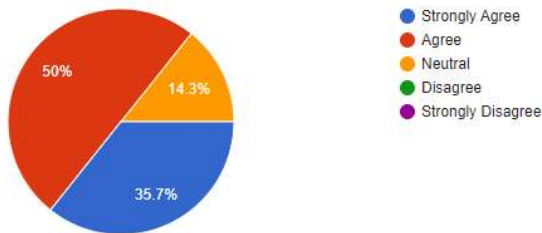
5. Academic flexibility in terms of course combination is offered in the college



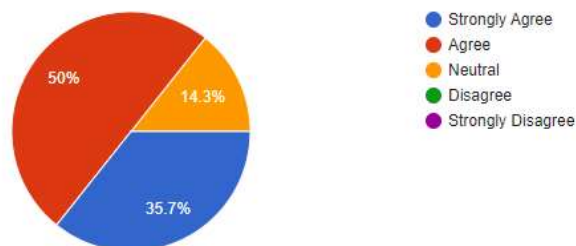
6. Usage of information communication technology (ICT) for teaching and learning is effective



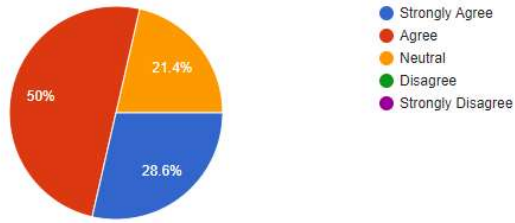
7. The curriculum helped my career enhancement



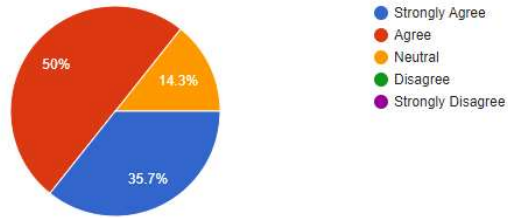
8. Awareness on issues relevant to professional ethics, gender, human values, environment and the sustainability as provided effective through syllabi



9. Curriculum that i have chosen helped me to enrich my life skill



10. Academic programs in the college have helped in participating global employment markets



C. TEACHER'S FEEDBACK ANALYSIS

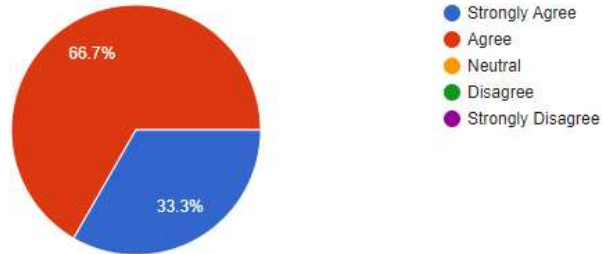
In Teacher's Feedback Form, ten questions were asked in the form of responses and response anchors were divided into five categories:

(1) Strongly Agree (2) Agree (3) Neutral (4) Disagree and (5) Strongly Disagree. One open questions for suggestions and most likings about the college. For the purpose that teachers can freely give their opinions name. Below a sample of filled feedback form has been shown. The percentages of responses have been shown and are presented through graphs

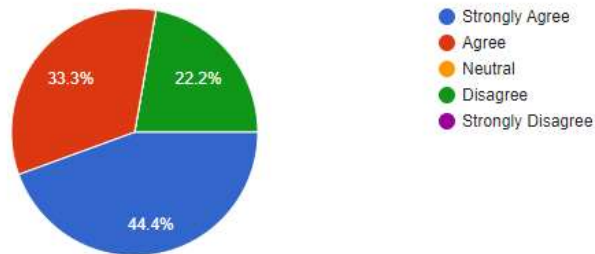
TABLE PERCENTAGE OF TEACHERS RESPONSES						
S.NO	STATEMENTS	1	2	3	4	5
1	Syllabus is need based	33.3	66.7	-	-	-
2	The course has good balance between theory and practical's	44.4	33.3	-	22.2	-
3	The syllabus of the particular subject increases the knowledge and perspective in the subject area	22.2	66.7	11.1	-	-
4	Curriculum ensure special awareness among the students	22.2	66.7	-	11.1	-
5	The curriculum is sufficient to cover the course outcomes	44.4	55.6	-	-	-
6	The curriculum ensures student participation in learning process	33.3	66.7	-	-	-
7	The aims and objectives of the syllabi are well defined	22.2	77.8	-	-	-
8	The syllabus is sufficient to bridge the gap between industry standards/ current global scenarios and academics	22.2	66.7	-	11.1	-
9	Curriculum enables experimental learning	11.1	66.7	11.1	11.1	-
10	Syllabus are ICT oriented	22.2	77.8	-	-	-

PRESENTATION OF PERCENTAGE RESPONSES THROUGH GRAPHS AND THEIR EXPLANATIONS

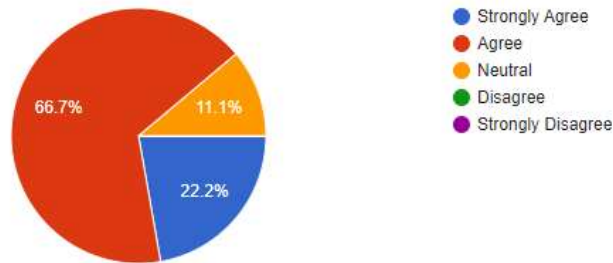
1. Syllabus is need based



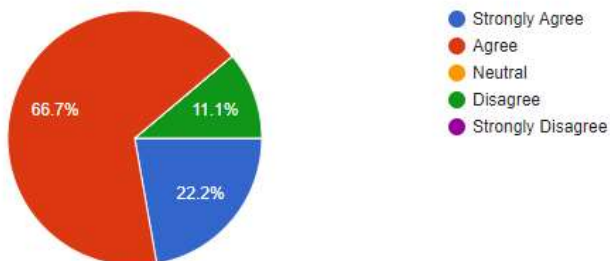
2. The course has good balance between theory and practical's



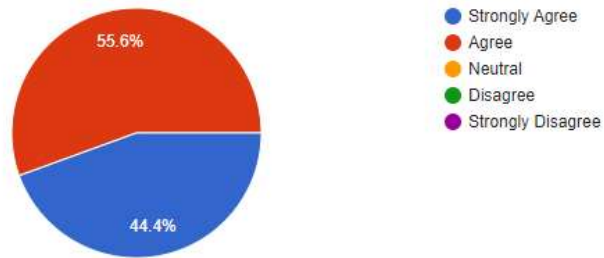
3. The syllabus of the particular subject increases the knowledge and perspective in the subject area



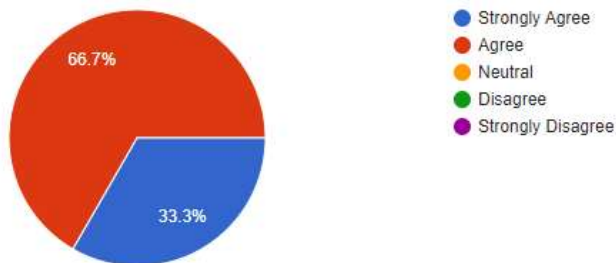
4. Curriculum ensure special awareness among the students



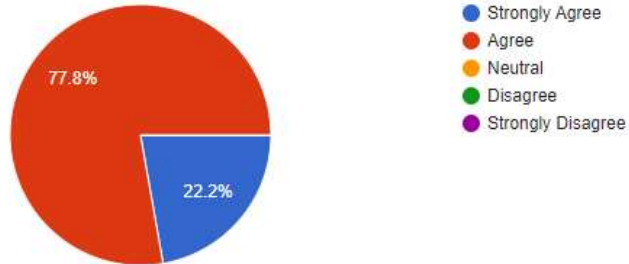
5. The curriculum is sufficient to cover the course outcomes



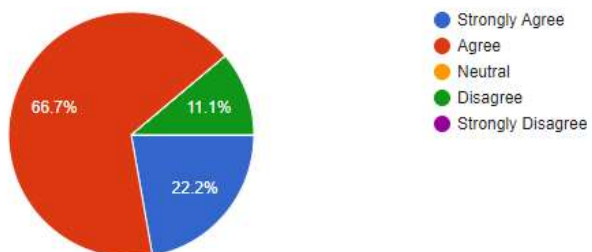
6. The curriculum ensures student participation in learning process



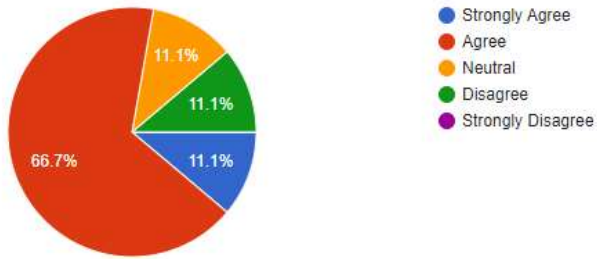
7. The aims and objectives of the syllabi are well defined



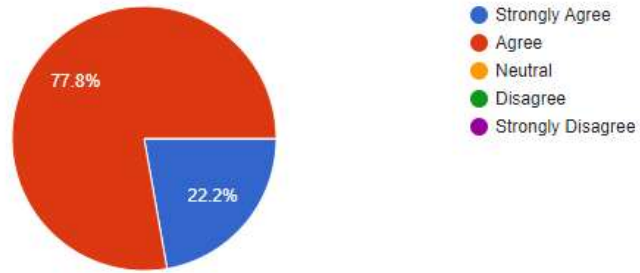
8. The syllabus is sufficient to bridge the gap between industry standards/ current global scenarios and academics



9. Curriculum enables experimental learning



10. Syllabus are ICT oriented



D. EMPLOYER'S FEEDBACK ANALYSIS

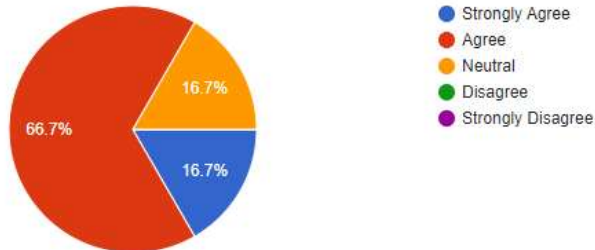
In students' Feedback Form, ten questions were asked in the form of responses and response anchors were divided into five categories:

(1) Strongly Agree (2) Agree (3) Neutral (4) Disagree and (5) Strongly Disagree. One open questions for suggestions and most likings about the college. For the purpose that employers' can freely give their opinions name Below a sample of filled feedback form has been shown. The percentages of responses have been shown and are presented through graphs

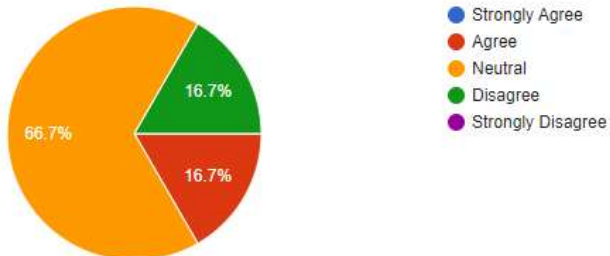
S.NO	STATEMENTS	1	2	3	4	5
1	Employee is knowledgeable/resourceful in the work field	16.7	66.7	16.7	-	-
2	The employee is updated with latest trends in the fields	-	16.7	66.7	16.7	-
3	The employee is practical in solving issues related to work	-	50.0	50.0	-	-
4	The employee is more creative in executing the work	16.7	50.0	33.3	-	-
5	The employee is more analytical in assessing situations	-	16.7	66.7	16.7	-
6	Employee is self-learner and has incorporated methods while working	-	83.3	-	16.7	-
7	Employee mingles with everyone in the work place	16.7	-	83.3	-	-
8	Employee has effective communication skills	-	33.3	33.3	33.3	-
9	The employee is found to be more ethical in work	-	66.7	16.7	16.7	-
10	Employee has an ability to take up extra responsibility and a readiness in handling challenging situations	-	16.7	83.3	-	-

PRESENTATION OF PERCENTAGE RESPONSES THROUGH GRAPHS AND THEIR EXPLANATIONS

1. Employee is knowledgeable/ resourceful in the work field



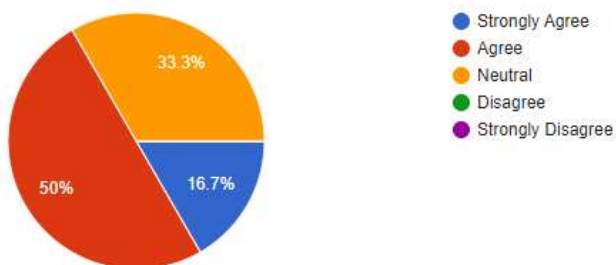
2. The employee is updated with latest trends in the fields



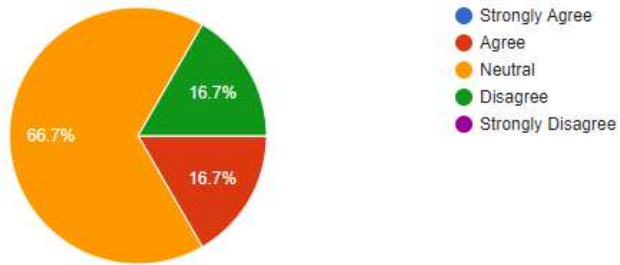
3. The employee is practical in solving issues related to work



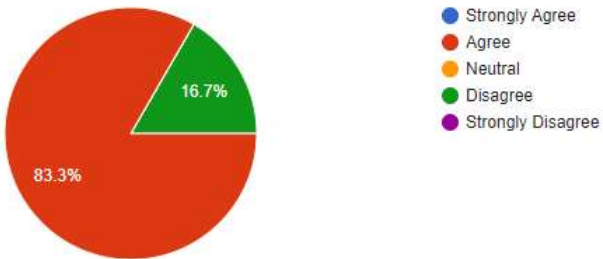
4. The employee is more creative in executing the work



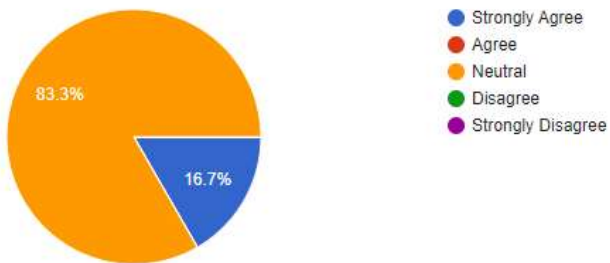
5. The employee is more analytical in assessing situations



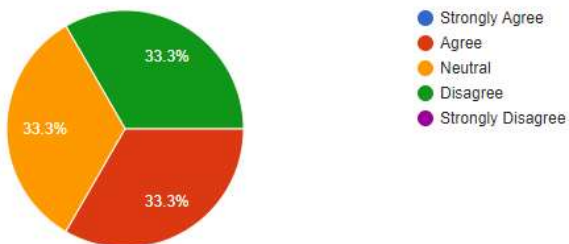
6. Employee is self learner and has incorporated methods while working



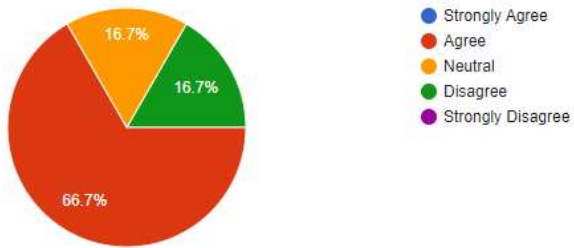
7. Employee mingles with everyone in the work place



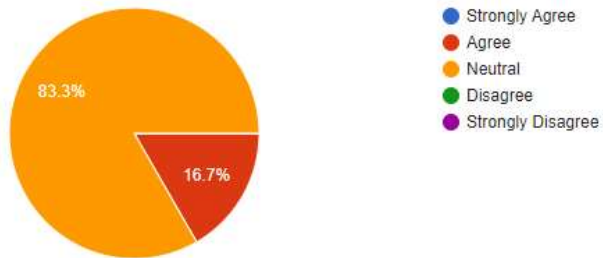
8. Employee has effective communication skills



9. The employee is found to be more ethical in work



10. Employee has an ability to take up extra responsibility and a readiness in handling challenging situations




ACTION TAKEN REPORT (Based on Feedback Analysis:)

Key topics of consideration are derived by merging the final conclusion and recommendations from the study of feedback from four stakeholders (teachers, employers, alumni, and students) of the college. The IQAC coordinator discusses these matters with the principal. A few areas were represented in the college's Governing Body meeting, and the Principal takes appropriate action when needed.

Below the action taken report has been shown in a tabular form. The first column presents the key areas of consideration (extracted from feedback analysis). The second column depicts the action taken.

Key areas of consideration	Actions Taken	Nature of Action General/Specific
To Encourage faculty members to go for patent/copyright publication	One faculties have been granted patent publication and two more faculties have published their patent application.	General
Information shared with Alumni about job opportunities	The convener of the Career Guidance and Placement Cell was advised that along with students' Whatsapp groups, intimation of any job opportunities must be sent to Alumni groups also. He was asked to ensure that the information reaches the Alumni from time to time.	Specific (Career Guidance and Placement Cell)
Planning to conduct educational/excursion tours and extension activities for students to give them practical exposure.	The suggestion of educational/excursion tours was mentioned by alumni, and certain teachers gave suggestions for more extension activities. However, numbers of extension activities are organized in the college; but as per suggestion given by Principal & Chairperson to organize educational trips for students under the banner of committees/cells/department and keeps an eye on the opportunities in this regard.	General
Creating Awareness about health & hygiene	Additional Water Cooler has been installed in the college campus in the Third floor of Block C keeping in view of the health & hygiene of the student and staff of the college.	General



Signature of the Coordinator, IQAC

(Dr. Rahul Mene)

Co-ordinator
Internal Quality Assurance Cell
Shri Shankaracharya Mahavidyalaya
Junwani, BHILAI (C.G.)



Signature of the Chairperson, IQAC

(Dr. Archana Jha)

Principal
Shri Shankaracharya Mahavidyalaya
Junwani, Bhitai (C.G.)